

IPGUARD® IS SO SIMPLE AND EASY TO USE.

You must register your telephone numbers with us first!

HOW TO USE IPGUARD® WITH A LANDLINE OR AUDIO-ONLY (NON-SMART) MOBILE

1

MY LANDLINE OR AUDIO-ONLY MOBILE RINGS

The telephone number of the IPGUARD® visitor panel is displayed.

TIP: Save this number to your contacts and assign it a relevant name and a unique ringtone!



2

I ANSWER AND SPEAK TO MY VISITOR

Just as I would talk to anybody calling me.



3

I OPEN THE DOOR FOR MY VISITOR

I just need to press the **5** button on my phone. I just press the 5 button, I do not need to hold it down.

If you do not want to let the visitor in, simply hang-up, or press the End Call button.



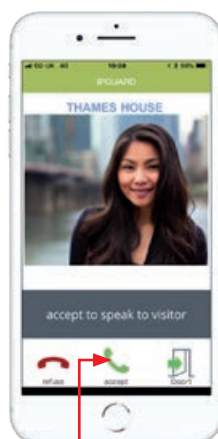
HOW TO USE THE IPGUARD® APP

If you have downloaded the free IPGUARD® APP from Google Play or the Apple APP store, you get the video as well! If the video call cannot get through for whatever reason (for example, you are in a lift etc), you will still get the audio (see above), and the picture of your visitor will be forwarded to your APP shortly afterwards.

1

ANSWERING CALL

If you want to speak to the visitor press ACCEPT.

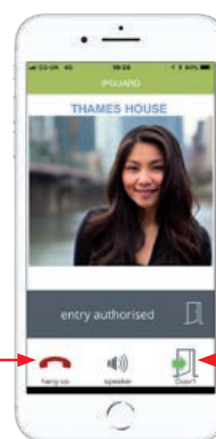


Press to answer and you can speak to your visitor.

2

OPEN THE DOOR

To allow entry, press on the DOOR icon. To end the call without allowing entry, just press HANG UP.



Always press HANG UP when finished.

Press to open the door for your visitor, then press HANG UP.



IPGUARD® works with ALL the communications platforms available today!



via Landline

BT LAND LINE

If you use an analogue landline, you can make and receive audio calls to your friends using both fixed and/or cordless telephones.

IPGUARD® visitor door entry will also call you via your standard analogue line.

WIFI FOR INTERNET

Your internet access means you can make and receive free audio and/or audio-visual calls via Skype, Facetime, WhatsApp, Google Duo, Viber and many others.

IPGUARD® visitor door entry will also make audio-visual calls to you via your WIFI internet connection.

REMEMBER

You must have an internet connection in your home today for too many services to list here, including: Sky Q set-up, on demand /catch up TV and subscription channels.

IMPORTANT

You cannot use your mobile phone to make or receive normal calls to your friends or the emergency services via your WIFI internet connection.



or WiFi

MOBILES

Using the 3G/4G mobile network signal you can make and receive audio and/or audio-visual calls to/from your friends.

IPGUARD® visitor door entry will also make audio-visual calls to you via the 3G/4G mobile network.

IMPORTANT

If you do not have 3G/4G signal then you cannot use your mobile phone to make or receive calls from your friends. You also cannot call the emergency services which is a H&S risk!

Without a signal, nobody and nothing can call you via the 3G/4G network including IPGUARD®. Obviously you need to switch network provider to get 3G/4G, check with your neighbours to see which network they are using.



or 3G/4G

SMART AND MODERN FOR TODAY'S WORLD



RESIDENT USES DEVICES SELECTED BY THEM

- Not one size fits all with receiving device imposed on resident by manufacturer
- Future proof, as communications / smartphone technology evolves so does IPGUARD® (5G etc, better smartphones with more features)



CONTACTABLE EVEN WHEN NOT AT HOME

- Always in control, always contactable
- Information on all visitors who called your flat available on your smartphone



PERFECT FOR THE ELDERLY AND PERSONS WITH DISABILITIES

- You answer on devices you already have because you chose them because you know best what you need.
- The visitor call comes to you, not the other way around.
- You are safer. If you do not answer the call, it can route through to your carer or children.

EQUALITY ACT
2010 COMPLIANT



AUTOMATIC CALL-TRANSFER, MULTI-SHARE

- Up to 3no landline or mobile telephone numbers per dwelling.
- If no answer, busy or declined, the call automatically routes forward.
- Family simultaneous multi-share calling (coming soon).

RESIDENTS: WE NEED YOUR TELEPHONE NUMBERS

ENTER YOUR REGISTRATION DETAILS
AND RETURN TO NACD

Date (dd/mm/yyyy)

YOUR DETAILS (REQUIRED)

| | |
|---------------|----------------------|
| Flat number | <input type="text"/> |
| Floor number | <input type="text"/> |
| Building name | <input type="text"/> |
| First name(s) | <input type="text"/> |
| Surname | <input type="text"/> |
| Address | <input type="text"/> |
| | <input type="text"/> |
| | <input type="text"/> |
| Postcode | <input type="text"/> |
| Email | <input type="text"/> |

YOUR TELEPHONE NUMBERS (REQUIRED)

I want the IPGUARD® to call:


Any mobile or landline number, any mix, your choice.

| | |
|----------------------|----------------------|
| 1st telephone number | <input type="text"/> |
| 2nd telephone number | <input type="text"/> |
| 3rd telephone number | <input type="text"/> |

MANAGEMENT COMPANY (USEFUL)

| | |
|-------------------|----------------------|
| Managing agent | <input type="text"/> |
| Contact telephone | <input type="text"/> |

YOUR PROXIMITY KEYS




Proximity Keys are engraved with a 10 digit unique reference number so that we can delete them if lost or stolen.

My property has been issued with the following:

| | |
|----------------------|----------------------|
| <input type="text"/> | <input type="text"/> |
| <input type="text"/> | <input type="text"/> |
| <input type="text"/> | <input type="text"/> |

YOUR RADIO TRANSMITTERS



Radio Transmitters are engraved with a 10 digit unique reference number so that we can delete them if lost or stolen.

My property has been issued with the following:

| | |
|----------------------|----------------------|
| <input type="text"/> | <input type="text"/> |
| <input type="text"/> | <input type="text"/> |

OR REGISTER ONLINE AT WWW.IPGUARD.CO.UK



TEL 01442 211848
WEB www.nacd.co.uk
EMAIL technical@nacd.co.uk

PLEASE MAKE
SURE YOU GET THE
FULL IPGUARD®
USER GUIDE.

