

IPGUARD®


SMART PHONE AND CLOUD TECHNOLOGY
VIDEO ENTRY AND ACCESS CONTROL



SMART VISITOR ENTRY 4G/**IP**/GSM CLOUD



**ANTI CLONE
GUARANTEE**



24/7/365 REAL-TIME
CLOUD MANAGEMENT
baticonnect.com



IPGUARD PRO

3000 FLATS / NAMES CALL CAPACITY



IPGUARD PRO (FLUSH)

Backbox: 335H x 142W x 60D mm
Facia and flange: 390H x 200W mm
BS316 stainless steel



IPGUARD PRO (SURFACE)

355H x 165W x 80DB x 110DT mm
BS316 stainless steel



POST
MOUNTED

High quality colour display

3.5" TFT LCD screen



Example screens

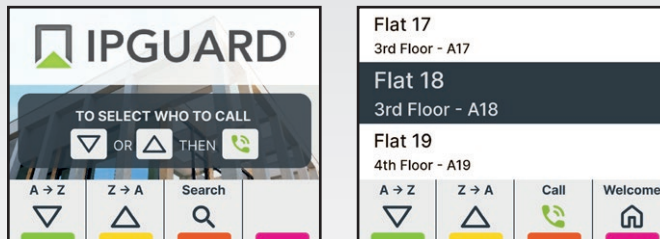
Intuitive visual interface

www.nacd.co.uk

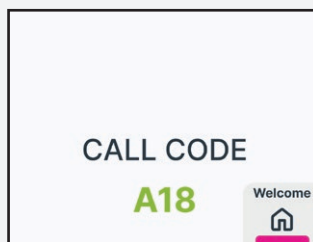
IPGUARD® PRO, STANDARD MODE – SINGLE BLOCK

Visitor calls a flat from the IPGUARD® PRO panel.

The Visitor scrolls, finds the flat and presses the CALL button.



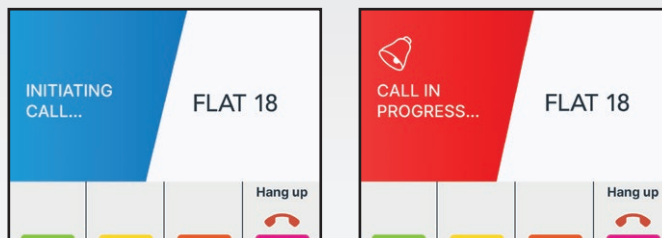
OR the Visitor enters the call code.



For flat 2 enter A2
 For flat 20 enter A20
 For flat 200 enter A200 etc

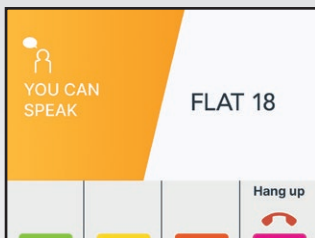
IPGUARD® PRO provides instantaneous feedback to the Visitor.

The IPGUARD® calls the flat and automated voice messages tells the visitor that the flat is being called.



The screen displays, in quick succession, information on the flat being called.


Resident answers



Voice message tells the visitor to start speaking.

Please speak


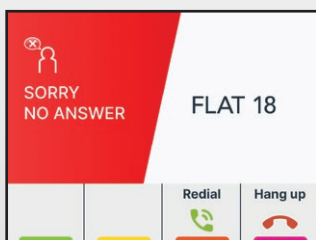
Resident opens the door



Voice message tells the visitor that the door is open.

The door is open

Resident is out or doesn't answer



Automated voice messages also keep the visitor informed.

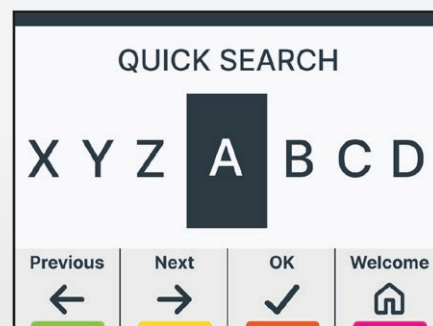
No answer.

Automated voice messages every step of the way

Search screen

Useful for large and complex developments, vehicle entrances serving gated communities, and entrances calling mixed residential and commercial premises.

Any name/descriptive can be programmed into the display.

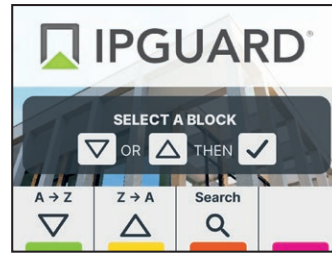


IPGUARD® IS SMARTPHONE VISITOR DOOR ENTRY TECHNOLOGY

IPGUARD® PRO, MULTI-BLOCK MODE


Calling multiple different blocks from a shared entrance point.

Visitor selects the block to call.

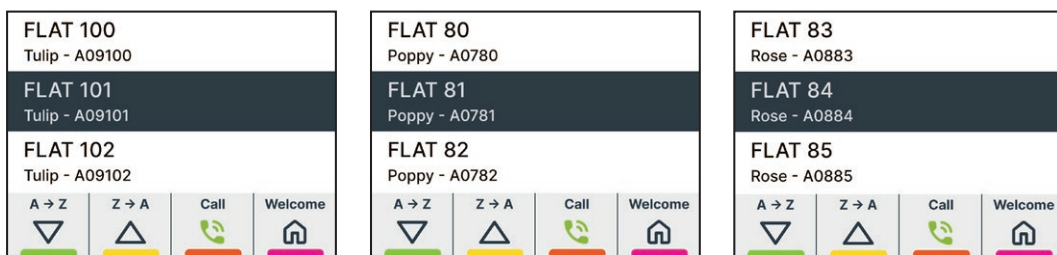


Press OK to select

Visitor now selects the flat in that block.




The display shows the Flat Number, the Block Name, the Block Number, and the Call Code.



Press to initiate call

Visitor can also call directly from the IPGUARD® PRO MULTI-BLOCK panel simply by entering the Call Code.



The Call-Code format is A + Block Number (always 2 digits) + Flat Number.

IPGUARD MINI PLUS PRO-CAM

3000 FLATS / NAMES CALL CAPACITY



IPGUARD MINI PLUS PRCM FLUSH FLANGED

BS316 stainless steel

Backbox 360H x 136W x 80D mm
Facia with flange 390H x 166W mm



IPGUARD MINI PLUS PRCM SURFACE

BS316 stainless steel

349H x 127W x 73D mm



IPGUARD MINI PLUS PRCM HOODED SURFACE / POST MOUNT

BS316 stainless steel

349H x 127W x 73DB x 100DT mm

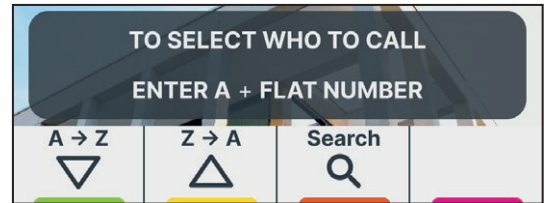
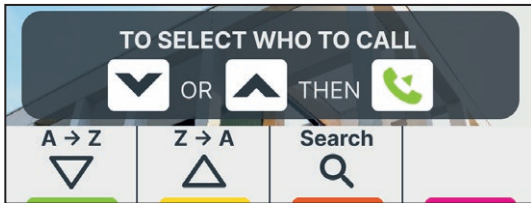


2.9" COLOUR TFT LCD SCREEN

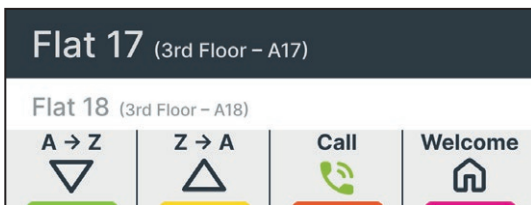
- User friendly intuitive interface
- Text and icons for ease of use
- Customisable for client branding
- Quick search feature



IPGUARD[®] MINI PLUS PRO-CAM, STANDARD MODE – SINGLE BLOCK



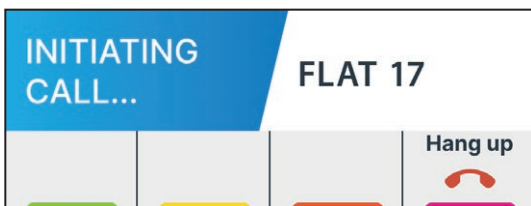
OR



Select flat using up/down arrows

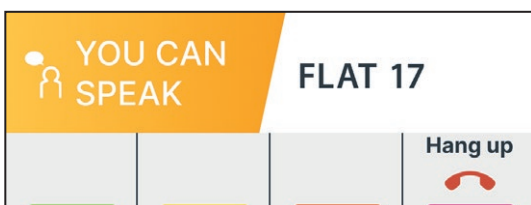
Press to initiate call

Instantaneous feedback to the Visitor.



Calling

Resident answers



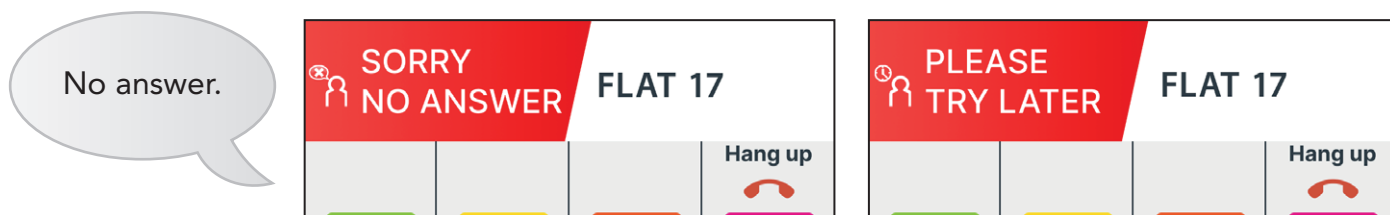
Please speak

Resident opens the door

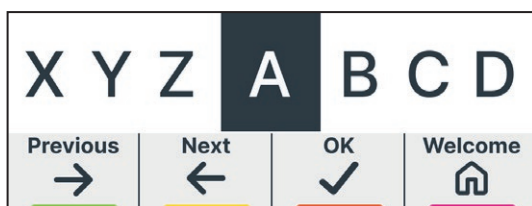


The door is open

Resident is out or doesn't answer

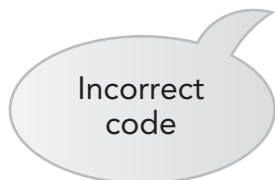
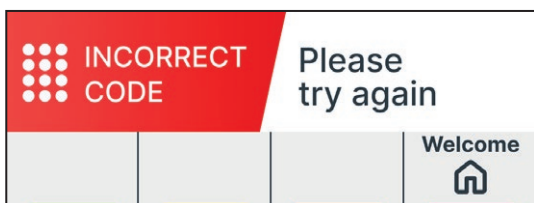


Search Screen for large and complex developments

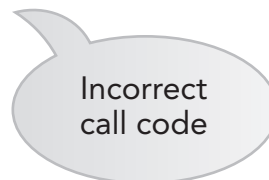
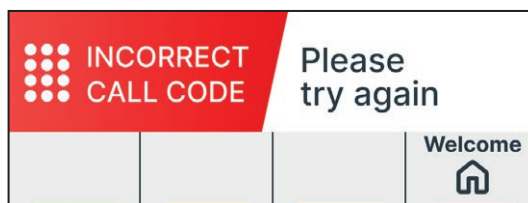


Visual & Voice Prompts

If management staff enter an incorrect keypad code...



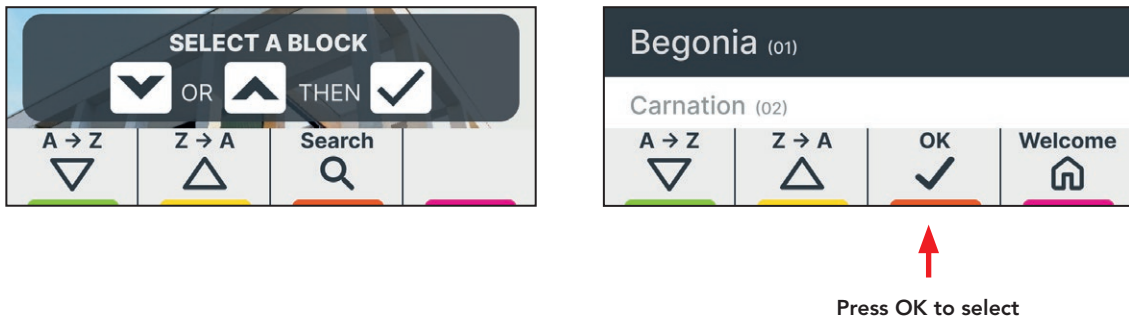
If the visitor enters an incorrect flat call code...



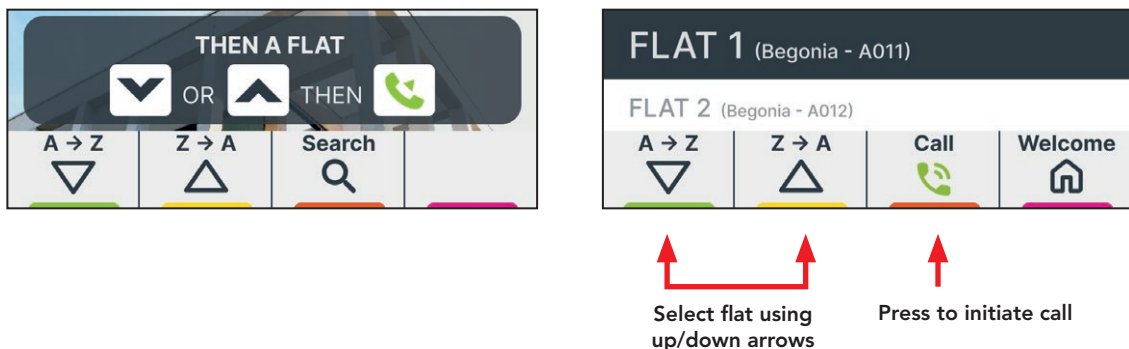
IPGUARD MINI PLUS PRO-CAM, **MULTI-BLOCK** MODE

Calling multiple different blocks from a shared entrance point.

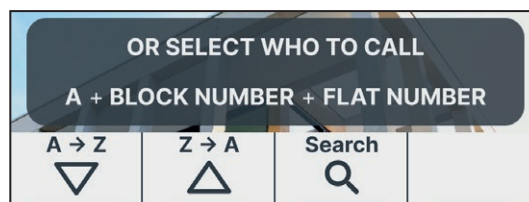
Visitor selects the block to call.



Visitor now selects the flat to call in that block.



Or, the Visitor can use the Direct Dial feature to call any flat from the IPGUARD® MINI PLUS PRO-CAM **MULTI-BLOCK** panel by entering



The Call-Code format is A + Block Number (always 2 digits) + Flat Number.

For example to call Flat 2 in Begonia enter:

A012

RESIDENTS:

How to open the door with your proximity keyfob



Present proximity key to the reader

A green LED will light up and the screen will display →
...and you'll hear

The door is open



ANTI CLONE GUARANTEE

Use the same proximity key for access on other doors



Radio transmitter access for vehicle entrances



ORDERING EXTRAS
Online at www.nacd.co.uk

IPGUARD APP

THE BEST VIDEO RECEIVER IS ALWAYS WITH YOU

HOW DOES IPGUARD® SMART VISITOR WORK?

 THE VISITOR CALLS THE FLAT



 I ANSWER AND SEE THE VISITOR*



 I OPEN THE DOOR FROM MY DEVICE



* Smartphone, iPad, tablet etc.

LIVE HD VIDEO OF VISITORS



See your visitors and open the door via the APP. All openings are logged for security.



PICTURE LOG OF ALL VISITORS

View a log of all visitor calls – received, missed, door opened, access denied – all with time and date.



HD QUALITY IMAGES

MULTI RELAYS CONTROLS



Open the door or vehicle gate. Speak handsfree or privately.



PREVIEWING

Discrete preview before answering. Shows visitor calling location. Press REFUSE to cancel the call if you do not want to answer.



ZOOM IN & FULL SCREEN

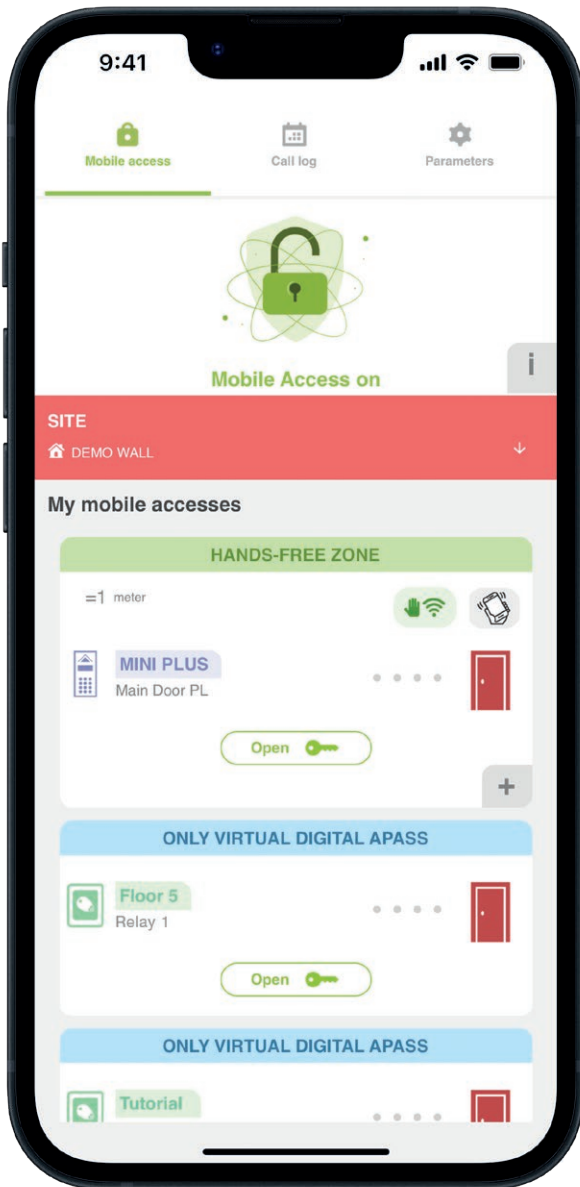




IPGUARD
Smart App

Free to download from
Google Play or the Apple APP store.

SPECIAL FEATURES



1 DIGITAL HANDS-FREE ACCESS

BLUETOOTH OPTION

Download the Proximity Key onto your Smart Phone for Hands-Free access when you approach the door!

This is a game changer for elderly persons.



2 THE VIRTUAL KEY

Open a specific door(s) by pressing a virtual key(s) on the IPGUARD App.

The virtual key can work in proximity mode, which only lets the user open the door via the IPGUARD APP in close vicinity of the IPGUARD panel, or Free mode which lets the user open the door from anywhere.

All openings logged on BATICONNECT CLOUD for security purposes.

3 DELIBERATE ACTION

1. Shake your Smart Phone in the vicinity of the IPGUARD panel to open the door.
2. Present your Smart Phone to the reader to open the door – same concept as Apple Pay.

Use BATICONNECT® CLOUD to send Virtual Keys to subcontractors!

FREEDOM AND CONVENIENCE ACCESSIBLE FOR ALL



FUTURE PROOF

IPGUARD® is Smart phone technology, BATICONNECT® is Cloud technology.

Free automated remotely generated updates – new features, improvements – always evolving.



PERFECT FOR THE ELDERLY AND PERSONS WITH DISABILITIES

You answer on your own devices – the ones you chose to best suit your needs. The call comes to you, not the other way around.

You are safer. If you do not answer the call, it can route through to your carer or children.



CONTACTABLE EVEN WHEN NOT AT HOME

Information on all visitors who called your flat available on your smartphone.



AUTOMATIC CALL TRANSFER, MULTI-SHARE

Up to 3no mobiles per dwelling. If no answer, busy or declined, the call automatically routes forward.

IPGUARD works with **ALL** the communications platforms available today!



MOBILES

You will receive IPGUARD Video calls via the 3G/4G network when out and about.



WIFI FOR INTERNET

When your Smartphone (or iPad, tablet) has jumped onto WIFI (home, office, Starbucks, restaurant etc), you will receive IPGUARD Video calls via the WIFI connection.



BT LANDLINE

IPGUARD can also call landline telephone numbers. We recommend, however, that you register your Smartphones so you do not miss out on all the latest features!

BATICONNECT CLOUD 24/7/365 REAL-TIME REMOTE MANAGEMENT OF ALL YOUR SITES



THE BENEFITS

Unlimited video and data communications package, NO additional line rental costs.

Unlimited real-time www.baticonnect.com CLOUD support, NO software required.

The BATICONNECT CLOUD platform provides:

1. Automatic on-going system data back-up.
2. Client access 24/7/365 for remote programming of telephone numbers, proximity keyfobs, radio transmitters, keypads, digital displays and IPKEYSAFE (secure key storage) on all controlled doors and vehicle entrances.
3. A full audit trail and data retrieval of all system usage.



www.baticonnect.com

MANAGEMENT COMPANIES

PROGRAM ALL SYSTEMS, PANELS, ACCESS PASSES REMOTELY

Display names, details	Proximity keyfobs	Keypad codes	Radio transmitters	Keysafes

PROGRAM ACCESS RIGHTS

Date period validity eg. from 28 Sep to 14 Dec 2024	Time zone validity eg. from 08:00–20:00 Monday–Friday	Door/Gate validity Create door/gate authorisation profiles
---	---	--

PROGRAM CUSTOM AUTHORISATION LEVELS, TRANSFER ACCOUNTS, AND AMEND WHO CONTROLS WHICH SITES

CARETAKER Proximity keys, codes telephone numbers	MANAGEMENT COMPANY Authorisation levels, multi-site	ADMINISTRATOR Total rights

ALERT NOTIFICATIONS
SMS / Email notifications of forced doors, faults etc.

COMMUNICATE DIRECTLY WITH RESIDENTS
Send SMS messages directly to your residents from BATICONNECT.

EVENT LOGS
Date and time stamp, visitor calling / resident access details, location and plenty more...



THE DISABILITIES THAT MUST BE ADDRESSED ARE:



Hearing problems



Visual problems



Wheelchair users



Elderly, mobility problems



Arthritic

1 Wide angle adjustable HD colour camera with LED night time illumination.

2 Voice output information messages, to indicate call progress, door has been opened etc.



The door is open

3 Markings illuminated for the visually impaired.

Panels with a yellow ring only around each button are not compliant because the yellow rings are of no use at night, no use to the colour blind, and do not assist in identifying the markings on a button.



4 Large markings for day time usage when illumination does not assist.



5 Blind or severely visually impaired persons need braille embossing on the buttons so that if they know the flat number they are visiting, they can still call. Buttons must be illuminated for night time usage.



IPGUARD PRO
3000 FLAT CAPACITY



6 A resident with hearing impairment must be provided with video of the visitor. A resident with visual impairment must see a close up of the visitor. Remember, the camera in the panel is for the benefit of the resident only not the visitor.



7 Hearing impaired visitors need visual aids to help them call the correct flat, to know when a call has been answered, when to start speaking, when the door has been unlocked etc. The panel needs to have a clear display and visual indicators.



8 Proximity reader:
• Obvious (image of a key)
• Illuminated for night time
• Bright so stands out
• LEDs to indicate door open
• Buzzer to indicate door open



9 Hearing aid loop.



10 Tactile, raised and large buttons (15.6mm diameter) for the arthritic.



BS316 STAINLESS STEEL

Secured by Design



Police Preferred Specification

BRE/LPCD Certificate No. 1079A, dated 28/03/22

THE DISABILITIES THAT MUST BE ADDRESSED ARE:



Hearing problems



Visual problems



Wheelchair users



Elderly, mobility problems



Arthritic

IPGUARD MINI PLUS PRO-CAM

3000 FLAT CAPACITY

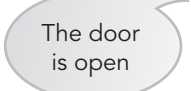


BS316 STAINLESS STEEL

1 Wide angle adjustable HD colour camera with LED night time illumination.

11 Illuminated blue in standby. Changes to green on door open. Changes to red if access denied.

2 Voice output information messages, to indicate call progress, door has been opened etc.



3 Markings illuminated for the visually impaired.

4 Large markings for day time usage when illumination does not assist.

5 Blind or severely visually impaired persons need braille embossing on the buttons so that if they know the flat number they are visiting, they can call without pressing any other buttons. Illuminated for night time usage.

6 A resident with hearing impairment must be provided with video of the visitor. A resident with visual impairment must see a close up of the visitor.



7 Hearing impaired visitors need visual aids to help them call the correct flat, to know when a call has been answered, when to start speaking, when the door has been unlocked etc. The panel needs to have a clear display and visual indicators.



8 Proximity reader:
• Obvious (image of a key)
• Illuminated for night time
• Bright so stands out
• LEDs to indicate door open
• Buzzer to indicate door open



9 Hearing aid loop.



10 Tactile, raised and large buttons (15.6mm diameter) for the arthritic.




Secured by Design



Police Preferred Specification

BRE/LPCD Certificate No. 1079A, dated 28/03/22

THINK OF



AS YOUR SAFETY CLOUD.

Smart IP (Internet Protocol) Cloud technology means **remote real-time monitoring and programming of all your buildings anytime, anywhere.**

All data, events automatically backed-up in BATICONNECT® CLOUD* – so no risk**.

Use your own internet enabled devices to log onto **www.baticonnect.com** whenever you want.

Share the management of all your buildings with any number of colleagues and set access levels.

See in real-time the status of door controllers so you know if any are offline or malfunctioning and need a service visit.

BATICONNECT® CLOUD is 24/7/365 remote building management with **no software required.**

Constantly evolving, the BATICONNECT® CLOUD regularly updates your buildings with new features. It is future proof.

BATICONNECT® CLOUD is connectivity into the future.

* Same concept as your Smart phone being backed up on Apple iCloud or Google Drive, or your Office data stored in Microsoft 365 Cloud.

** Unlike VOIP / VIP licence type non-CLOUD (so static technology) systems which rely on site based servers, controllers or gateways with the real risk of data loss due to user error, equipment failure, theft or vandalism on site, and no remote real-time monitoring.

www.baticonnect.com

We are a proud member of Secured by Design

Secured by Design



Official Police Security Initiative

SECURED BY DESIGN LICENCE HOLDER

THIS IS TO CERTIFY THAT

NACD

OF

Unit 8 Heron Business Park,
Eastman Way, Hemel Hempstead, Hertfordshire, HP2 7FW

HOLDS A SECURED BY DESIGN LICENCE
VALID IN CONJUNCTION WITH THE CURRENT SCHEDULE UNTIL

8th December 2024

PLEASE REFER TO [HTTPS://WWW.SECUREDBYDESIGN.COM/MEMBER-COMPANIES/SBD-MEMBERS](https://www.securedbydesign.com/member-companies/sbd-members)
FOR THE CURRENT SCHEDULE INFORMATION



G. Ferguson

GUY FERGUSON
CEO, POLICE CRIME PREVENTION INITIATIVES LIMITED

DATE

9th December 2023

Secured by Design



Official Police Security Initiative

IPGUARD® SIMPLE TO INSTALL, EASY TO MAINTAIN.

OLD

HARDWIRED DOOR ENTRY

**LABOUR INTENSIVE
LONG INSTALLATION**

Kilometres of cable

Proprietary equipment in every flat

All equipment and infrastructure degrades with time

Costly maintenance and system has a finite lifespan

NEW

IPGUARD® 4G/IP/GSM SMART DOOR ENTRY TECHNOLOGY


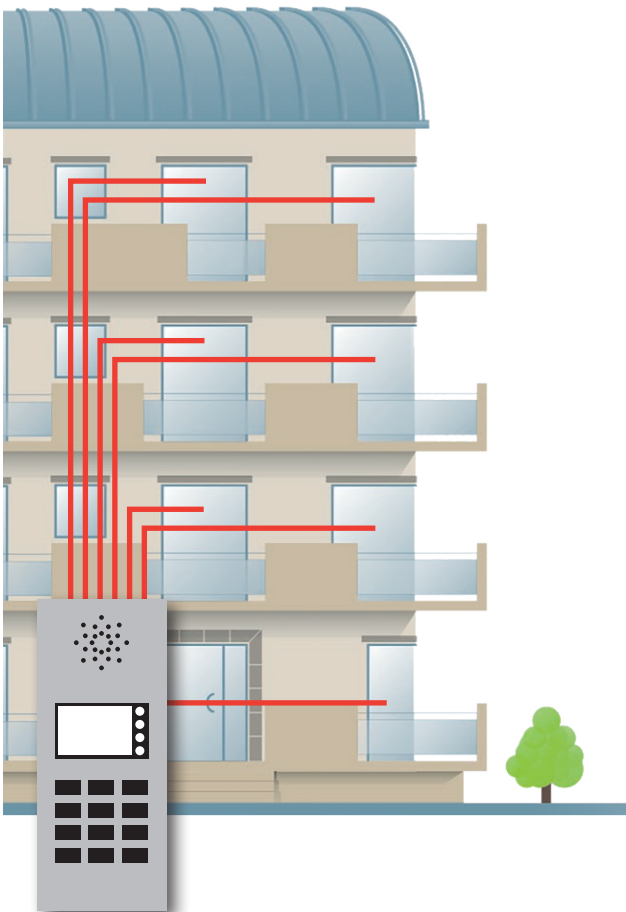
**STRAIGHTFORWARD AND
QUICK INSTALLATION**

No cabling

No proprietary equipment

No degradation.
No eventual replacement cost.

Remote cost-effective maintenance.
No access to the flat is required.



NO CABLING TO FLATS



+44 (0)1442 211848
estimating@nacd.co.uk

www.nacd.co.uk
f in nacdltd

Unit 8, Heron Business Park, Eastman Way,
Hemel Hempstead, Hertfordshire, HP2 7FW

